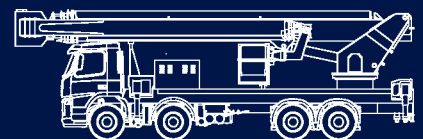
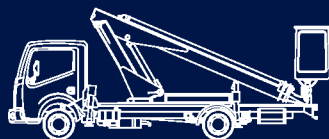
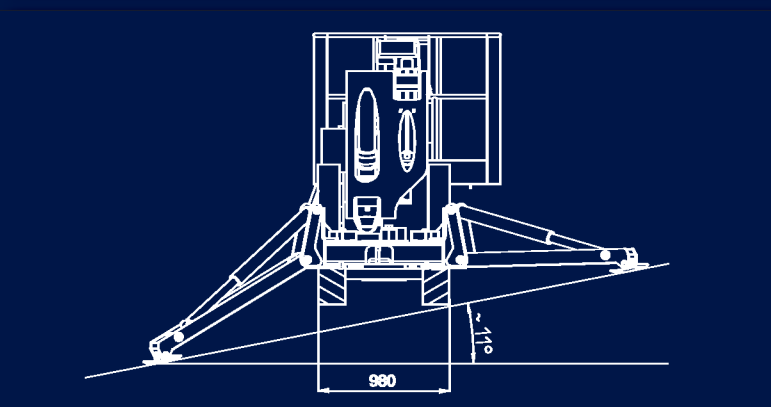
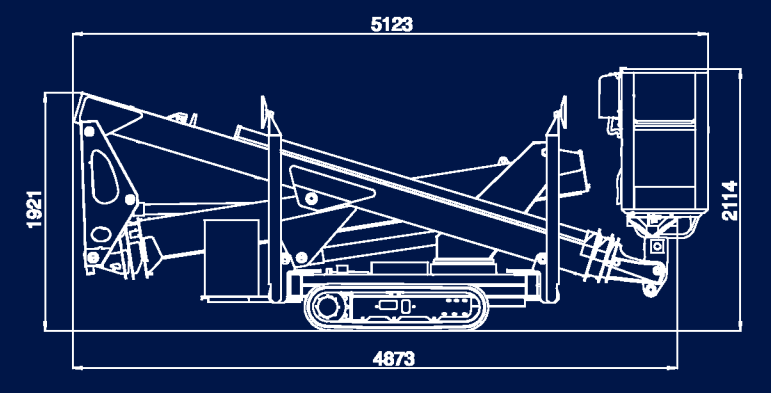
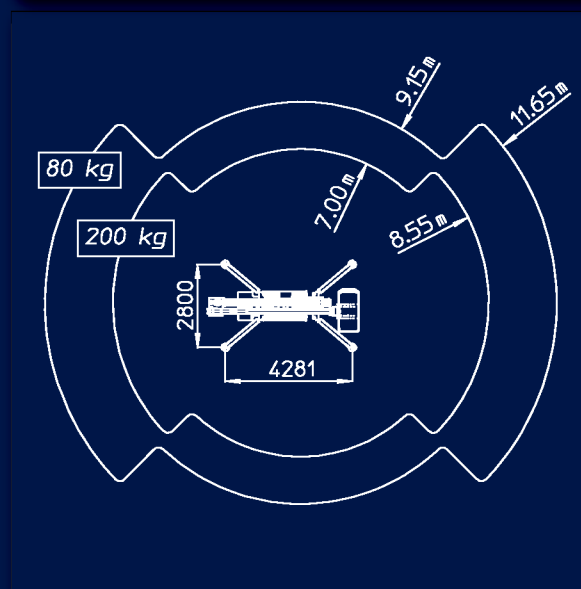
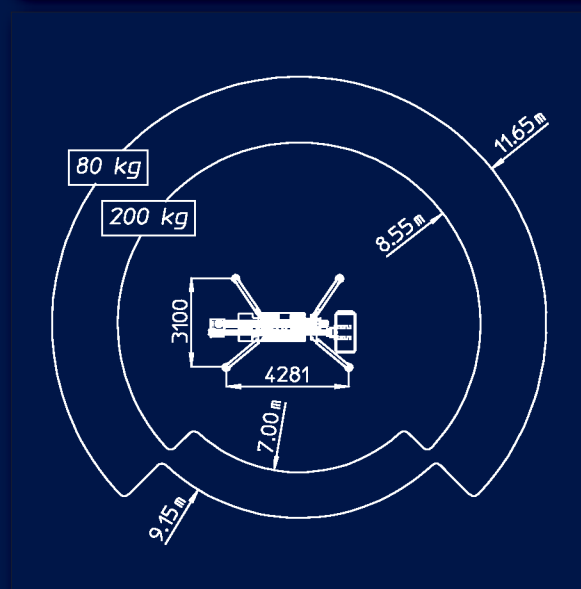
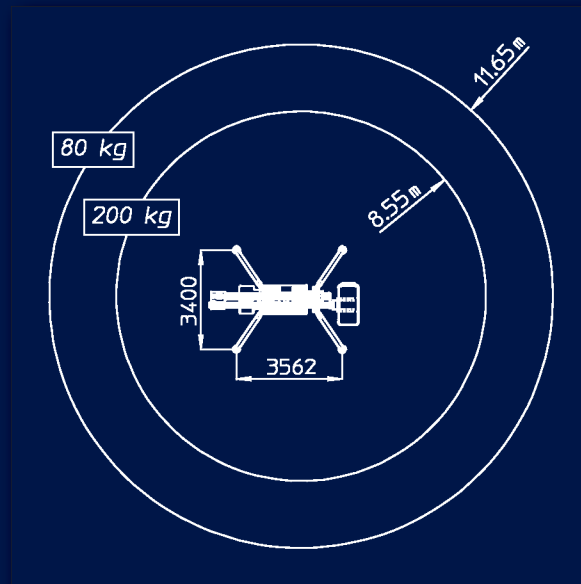
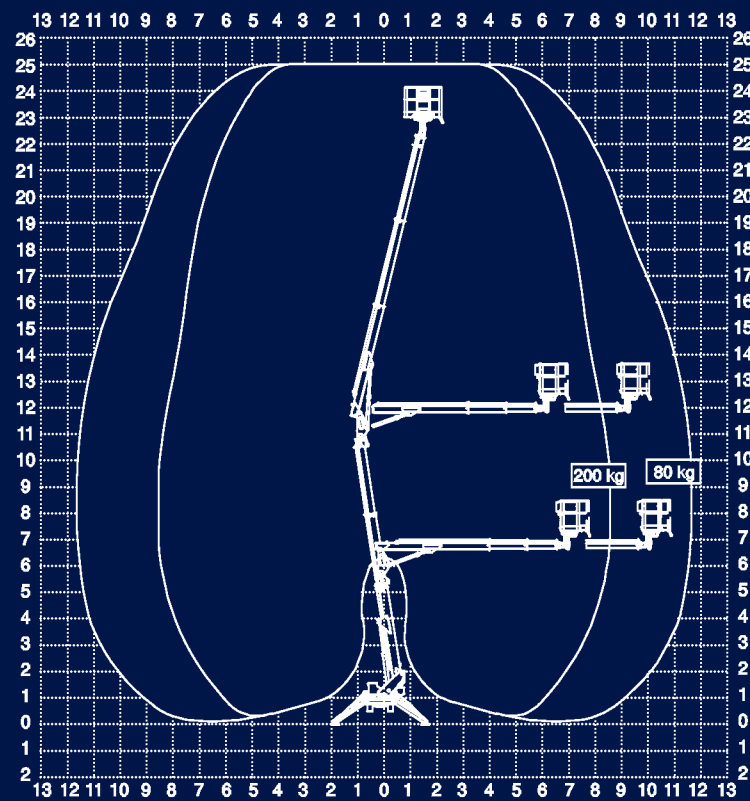




SMX250

Hauteur de travail env.	Max working height	Maximale Arbeitshöhe	Altezza max di lavoro	25,20 m
Hauteur plancher nacelle env.	Maximum platform height	Maximale Plattformhöhe	Altezza piano calpestio cestello	23,20 m
Déport maxi de travail env.	Max working outreach	Maximale seitliche Reichweite	Sbraccio max di lavoro	
<i>stab. complètement étendus</i>	<i>fully extended stabilizers</i>	<i>Ganz Ausgefahrene Stützen</i>	<i>stab. completamente estesi</i>	8,55 m
<i>stab. étendus partiellement</i>	<i>partially extended stabilizers</i>	<i>Partial Ausge Fahrene Stützen</i>	<i>stab. parzialmente estesi</i>	7,00 m
Rotation de la tourelle	Turret rotation	Schwenkbereich	Rotazione torretta	360°
Rotation de la nacelle	Cage rotation	Hydraulische Korbdrehung	Rotazione idraulica del cestello	90° + 90°
Sortie télescopique des bras.env	Boom telescopic amplitude	Teleskopausschub	Escursione telescopica dei bracci	5,25 + 6,40 m
Dimensions maxi nacelle	Max cage dimensions	Max Arbeitskorbabmessungen	Dimensioni max del cestello	1,40x0,70x1,10 m
Charge utile en nacelle	Safe working load on cage	Tragfähigkeit	Portata cestello	200 kg
Moteur thermique	Engine	Thermomotor	Motore termico	Kubota Z 602 - 10,9kW / 3200 rpm
Moteur électrique	Electric motor	E-Motor	Motore elettrico	2,2kW / 230V / 50Hz / 1500 rpm
Vitesse max de translation	Max translation speed	Max. Fahrgeschwindigkeit	Velocità max traslazione	2,4 km/h
Pente franchissable maxi	Max surmountable slope	Steigfähigkeit	Pendenza max superabile	14° / 25%
Poids total	Overall weight	Gesamtgewicht	Peso totale	2660 kg





Ed. 04/2012 Sous réserve de modification • Soggetto a modifiche senza preavviso Subject to change without notice • Technische Änderungen vorbehalten!

FILIALE MISSAGLIA: Via I° Maggio, 25 - 23873 Missaglia (LC) - Tel: +39 039 92.011.61 - Tel: +39 039 92.011.62
FILIALE SESTO SAN GIOVANNI: Via G. di Vittorio, 338 - 20099 Sesto San Giovanni (MI) - Tel: +39 02 26224081
 INFO LINE: 800.900.061