

Hook height **60 m**/Boom length **61 m**

Max. capacity **6,000 kg**

**35 m** Working range with **1,000 kg**



## Equipment



Klaas Boom system



V-Outriggers



Automatic levelling



Hydraulic, telescopic fly jib



Twin luffing cylinders



Double derricking cylinders



Telescopic winch



Continuous rotation



Crane control system



XL Radio remote control



Hybrid drive



Extendable counterweight



Full panelling



Personal safety mode



Working platform (opt.)



Accessory fix system (opt.)



Mounting-/glass hook (opt.)

## Technical specifications

Hook load (stand./opt.)	3.0/6.0 t
Hook height	60.00 m
Boom length	61.00 m
Outrigger width (min.)	2.96 m
Outrigger width (max.)	5.94 m
Winch capacity	3,000 kg
Boom 3,000 kg**/2,500 kg - 1,000 kg)	6.61 - 15.45 m
Extension 3 (500 kg)	18.39 m
Truck* Total weight (min.)	≥ 26.00 t

\*depending on truck type

## Working range\*

Load	Working range	Height
3,000 kg**	9.00 m	17.00 m
2,500 kg	17.00 m	34.00 m
2,000 kg	23.00 m	29.00 m
1,000 kg	35.00 m	28.50 m
500 kg	45.00 m	26.50 m

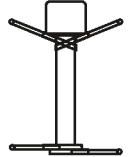
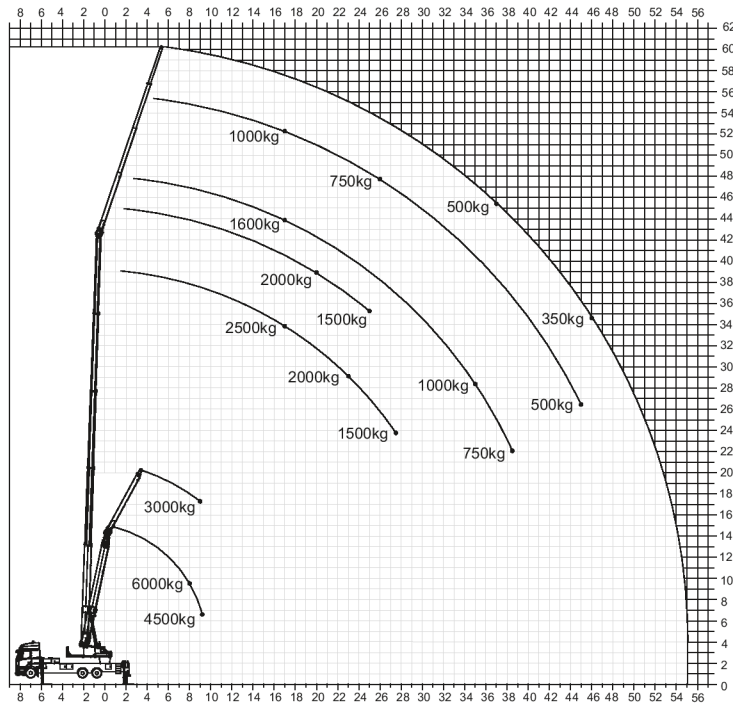
\*\*with retracted main boom

## Working range 6t Capacity\*\*\*

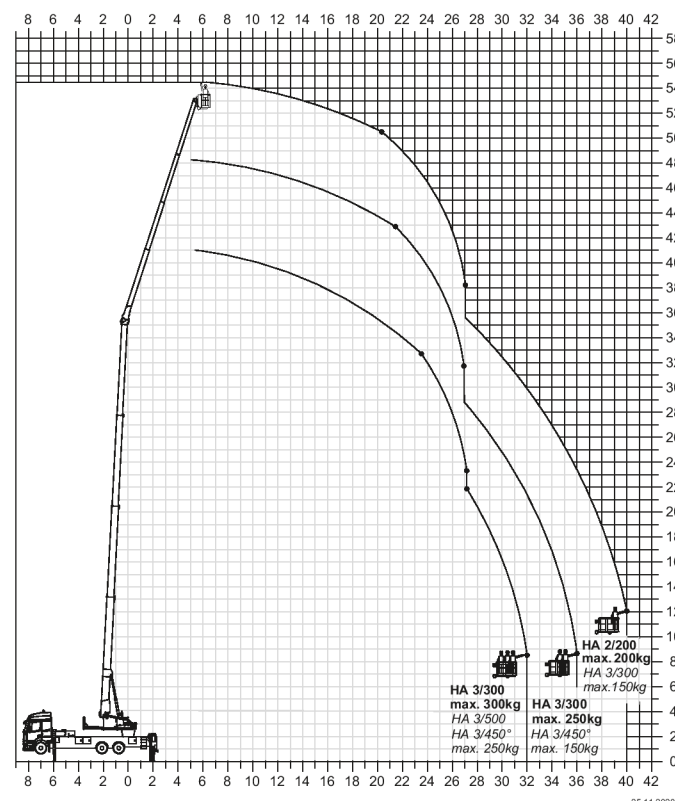
Load	Working range	Height
6,000 kg	8.00 m	9.50 m
4,500 kg	9.00 m	6.50 m

\*\*\*with 2-fall instead

## Working range diagram\*



## Platform operation\*



\*Working range vary, depending on truck type.

Subject to technical changes. All specifications are approximate and depending on truck type. Changes to the functions and services are reserved. The information reflects the device performance at the time of printing.